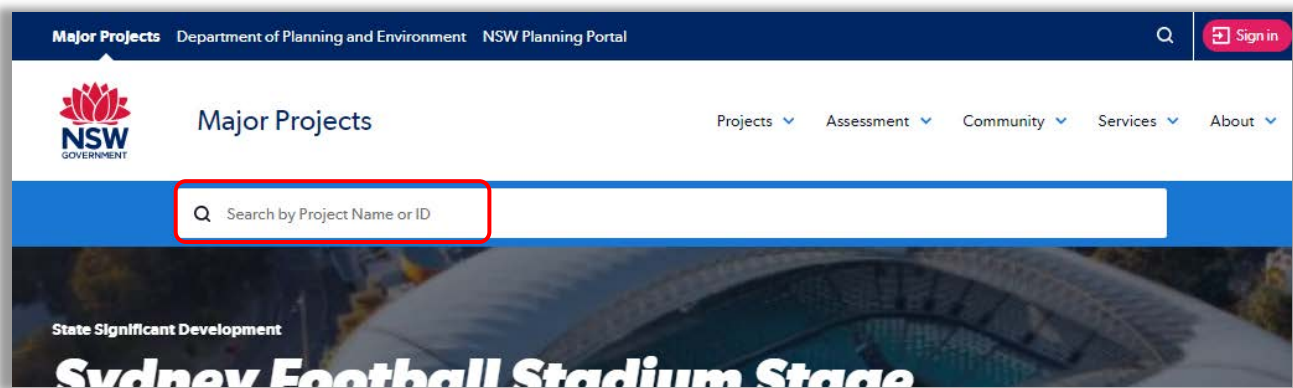


This guide introduces you to the different ways you can search for projects on the Major Projects website and how to filter your search results.

### Quick Search

Use the search bar within the blue banner to quickly search for projects by their name or ID number. Enter the project's name or ID into the search bar and press 'Enter' on your keyboard.

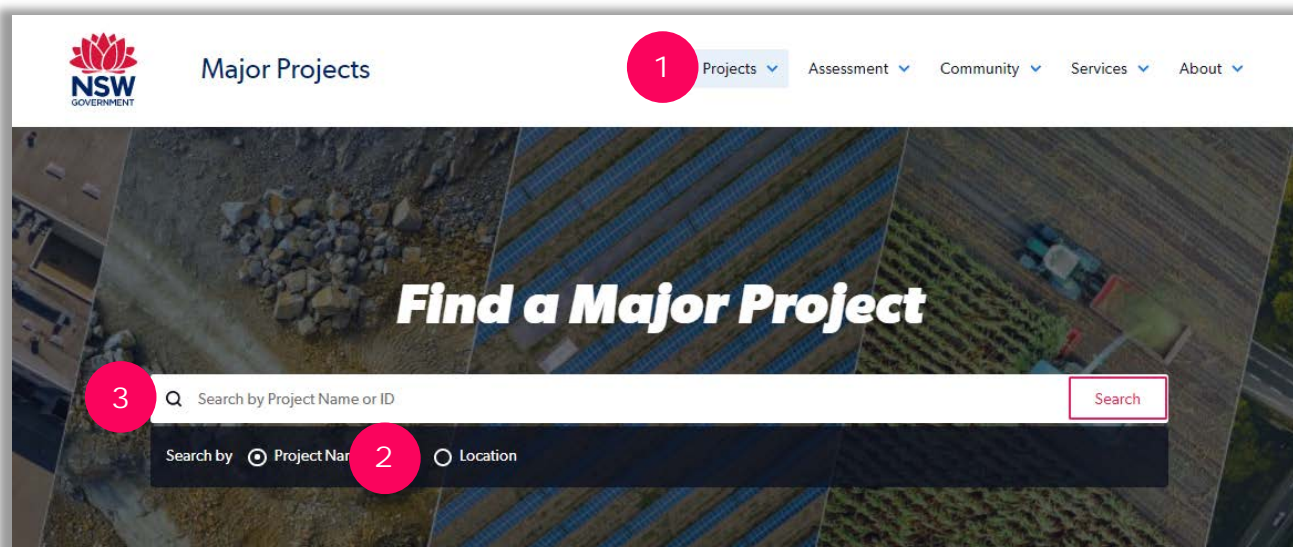
If you are not searching for a specific project or are wanting to view or filter all projects in the system, press 'Enter' on your Keyboard without typing anything in the search bar.



### Location Search

To search for projects by location:

1. Hover your mouse over the 'Projects' menu and then click 'Find a project'.
2. Click the circle next to 'Location'
3. Type a suburb, postcode, or specific address into the search bar and click 'Search' or press enter on your keyboard.

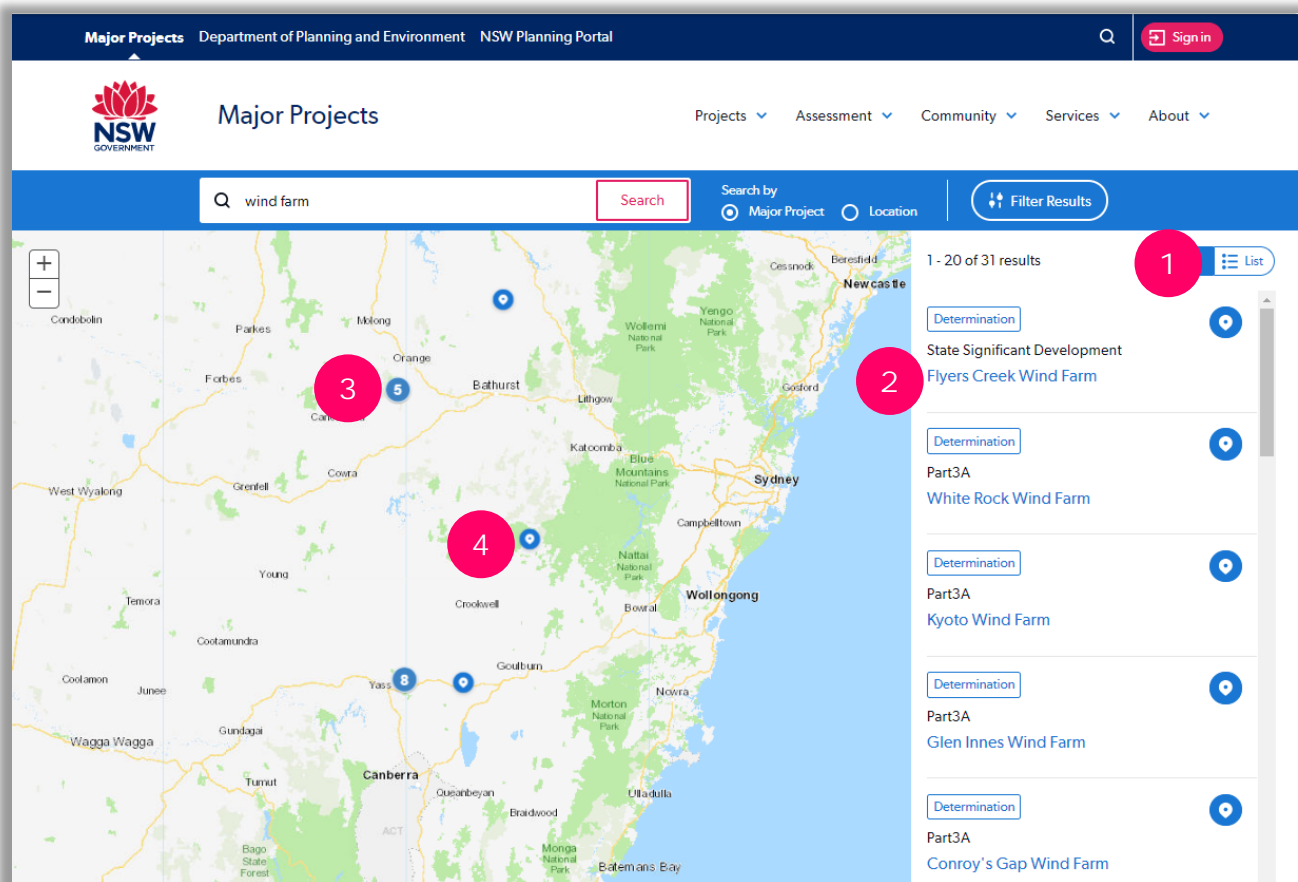


### Browsing Results

Search results will be presented on a map. If you have searched by name or ID number the results will also be displayed in a list on the right-hand side of the screen.

See the tips below for information on how to browse the search results.

1. List View - If you want to view the results in a list, click on the 'list' button.
1. Locate Project – click on the pin icon in the search results list to zoom to a particular project.
2. View Project Details – Click on the [link to the project](#) in the list of in the right-hand side of the screen to view detailed information about a project.
3. Click on a cluster of projects to zoom in towards those projects.
4. Click on an individual pin to view a summary of a particular project and access links to view more details.



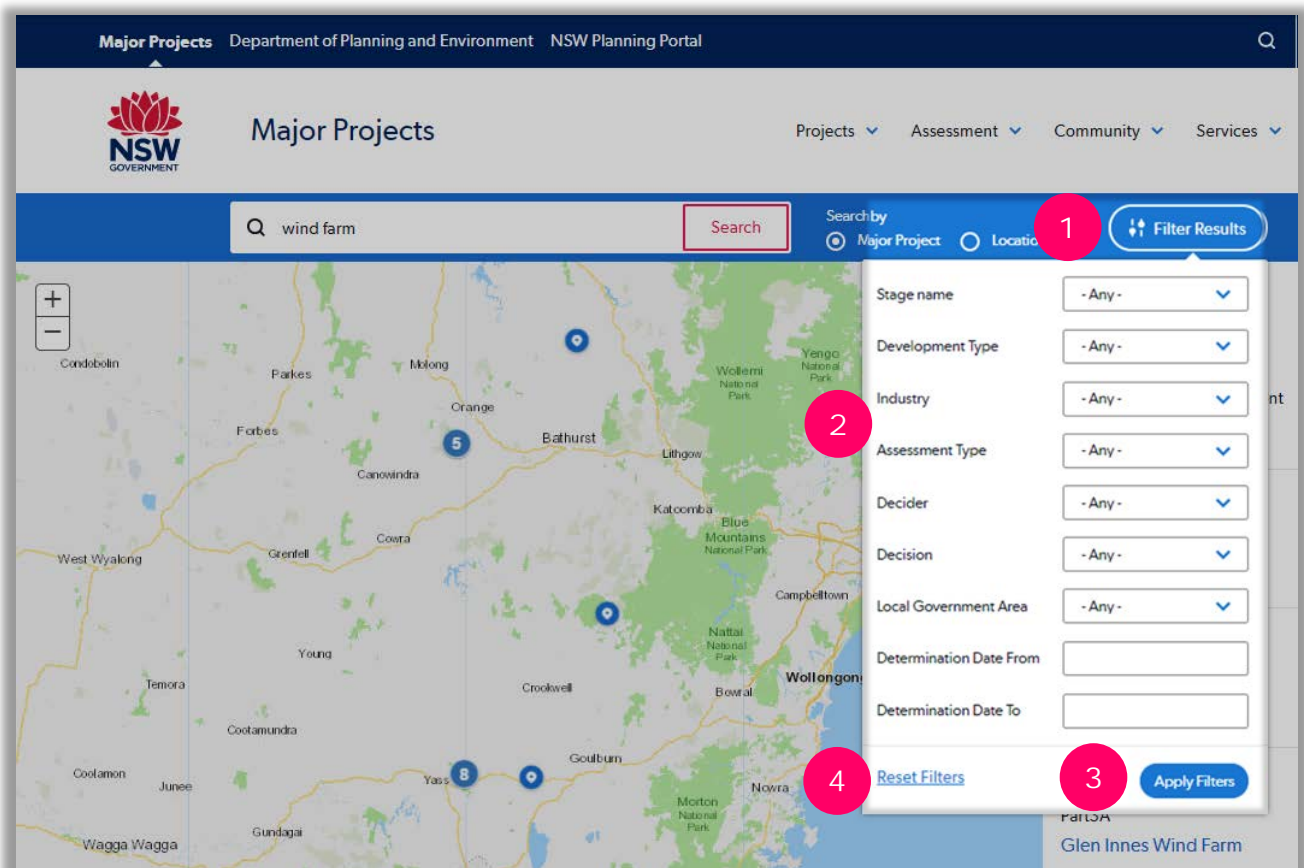
### Filtering Search Results

You can apply filters to show only particular development types, projects within Local Government Areas, projects determined within a date range and more.

To use filters:

1. Click on the 'Filter Results' button.
2. Select filters from the options available. You can select more than one filter at a time.
3. Click 'Apply filters'.
4. To remove filters, click 'Reset Filters'.

*Note: If there are no search results that match your search criteria, you will see 'No matching projects found' in the right hand side of the screen.*



### Need more help or have questions?

Contact the Major Projects Support team at [MajorProjectsSupport@planning.nsw.gov.au](mailto:MajorProjectsSupport@planning.nsw.gov.au).